

A

B

Blimp Tube 8ft
BLIMP-G-BT824

Blimp Display

Graphic Size

1750mm (w) x 637mm (h) @ 3.2" w x 24.8" h (1)

Keep text and important images

inside green area.

Graphic Size with Bleed

1750mm (w) x 637mm (h) @ 3.2" w x 24.8" h (1)

Trim Line

(Trim line is not for printing. It is a guide for the final layout.)

-CMYK color

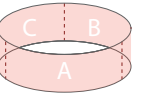
-Resolutions must be 72-120 dpi

-All fonts must be created to outlines

-Embed all images in final document

-Save final document as PDF for print

Note: This template layout is at 1:1.0



C

A

Blimp Tube 8ft BLIMP-G-BT832

Blimp Display

Graphic Size
7700mm w x 830mm h(303.2" w x 32.7" h)

Keep text and important images
inside green area.

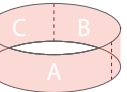
Graphic Size with Bleed
7750mm w x 880mm h(305.2" w x 34.6" h)

Sew Line
(Sew line can be horizontal or vertical, it will depend on the artwork design)

- CMYK color
- Resolutions must be 72-125 dpi
- All fonts must be created to outlines
- Embed all images in final document
- Save final document as PDF for print

Note: This template layout is at 1/2.5

B



C

A

Blimp Tube 8ft
BLIMP-G-BT836

Blimp Display

Graphic Size
7700mm w x 930mm h (303.2" w x 36.6" h)

Keep text and important images
inside green area.

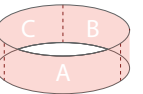
Graphic Size with Bleed
7750mm w x 980mm h (305.2" w x 38.6" h)

Sew Line
(From the center line number 1/4" in all design on the printed design)

- CMYK color
- Resolutions must be 72-125 dpi
- All fonts must be created to outlines
- Embed all images in final document
- Save final document as PDF for print

Note: This template layout is at 1/2.5

B



C

A

Blimp Tube 8ft BLIMP-G-BT842

Blimp Display

Graphic Size
7700mm w x 1075mm h(303.2" w x 42" h)

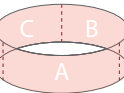
Keep text and important images
inside green area.

Graphic Size with Bleed
7750mm w x 1125mm h(305.2" w x 44" h)

Sew Line
(Sew line can be from number 2/24, it will depend on the artwork design)

- CMYK color
- Resolutions must be 72-125 dpi
- All fonts must be created to outlines
- Embed all images in final document
- Save final document as PDF for print

Note: This template layout is at 1/2.5



B

C

A

B

C

Blimp Tube 8ft
BLIMP-G-BT848
Blimp Display

Graphic Size
7700mm w x 1235mm h(303" w x 48.6" h)

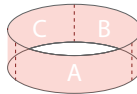
Keep text and important images
inside green area.

Graphic Size with Bleed
7800mm w x 1285mm h(305" w x 50.6" h)

Sew Line
(Sew Line can be have number 23/16, it will depend on the artwork design)

- CMYK color
- Resolutions must be 72-125 dpi
- All fonts must be created to outlines
- Embed all images in final document
- Save final document as PDF for print

Note: This template layout is at 1/2.5





The diagram shows a circular layout for a blimp tube. It features two concentric circles: an outer black circle representing the 'Blimp Display' and an inner green circle representing the 'Graphic Size'. A horizontal dashed red line, labeled 'Sew Line', bisects the circles. Text and instructions are located in the upper portion of the diagram.

Blimp Tube 8ft Bottom

Blimp Display

Graphic Size -----
2438mm w x 2438mm h(96" w x 96" h)

Keep text and important images
inside green area. _____

Graphic Size with Bleed
2538mm w x 2538mm h(100" w x 100" h)

Sew Line - - - - -

- CMYK color
- Resolutions must be 72-125 dpi
- All fonts must be created to outlines
- Embed all images in final document
- Save final document as PDF for print